

Description



Damper actuator serie S4 to operate and position air dampers in HVAC systems.

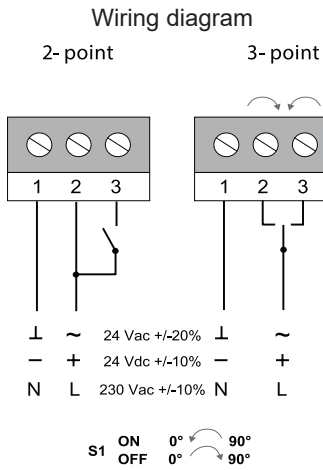
- For air dampers up to approx. 1 m²
- Nominal voltage 24 Vac/dc and 230 Vac
- Control: Open-close or 3-point and proportional
- Characteristics: universal spindle clamp fo easy direct mounting, shaft dimensions Ø 10 to 16 mm round / □ 10 to 12 mm square, minimum shaft length 50 mm, anti-rotation bracket provided for stability, manual over ride by push button, selectable direction of rotation, adjustable angle of rotation.



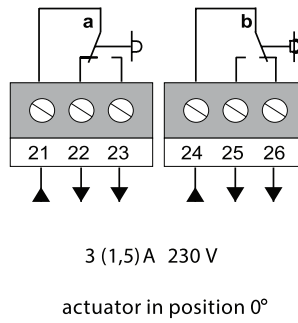
Technical features

Actuator model		S4A	S4B	S4AM	S4BM
Damper area	m ²			1	
Nominal torque	Nm			4	
Power supply	V	24 AC/DC	230 AC	24 AC/DC	230 AC
Frequency	Hz			50/60	
Power consumption					
- in operation	W	2.2	3.2	2.2	3.2
- at rest	W	0.5	0.7	0.5	0.7
- for wire sizing	VA	4.4	6.4	4.4	6.4
Running time	s			40...50	
Sound power level	max. db (A)			45	
Control signal		2-3 point	2-3 point	0...10 V DC	0...10 V DC
Auxiliary switch rating				3 (1.5) A, 250 V AC	
Life Cycle	cycles			60.000	
Rotation angle					
- operating				0-90°	
- limitation				5-85° (steps of 5°)	
Protection class				II	
Protection degree				IP54	
Working range °C				-20...+70° C	
Working range RH				5...95% RH, non-condensating	
Storage temperature				-40...+70° C	
Maintenance				free	
Weight	g	900	1000	1000	900
Standards				CE-conformity, RoHs	
Option				suffix S for models with 2 SPDT auxiliary switches	

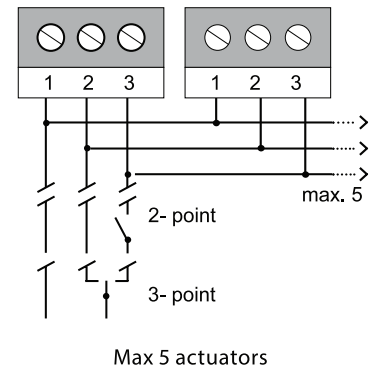
Electrical wirings for models at 2 / 3 point



Auxiliary switches

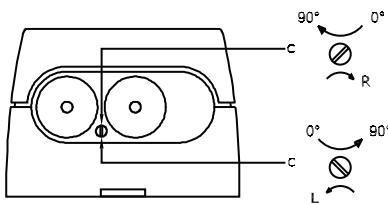


Parallel connections



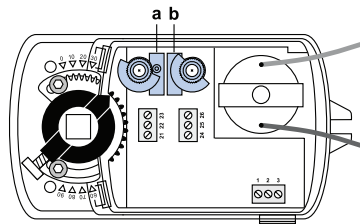
Settings

Changing direction of rotation



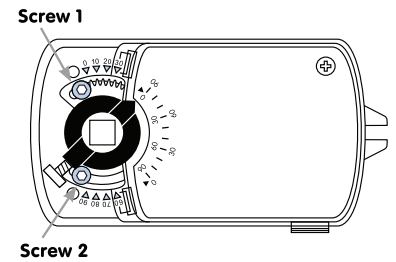
Auxiliary switch adjustment

Factory setting:
 switch a at 10° - switch b at 80°
 The switching position can be changed manually.

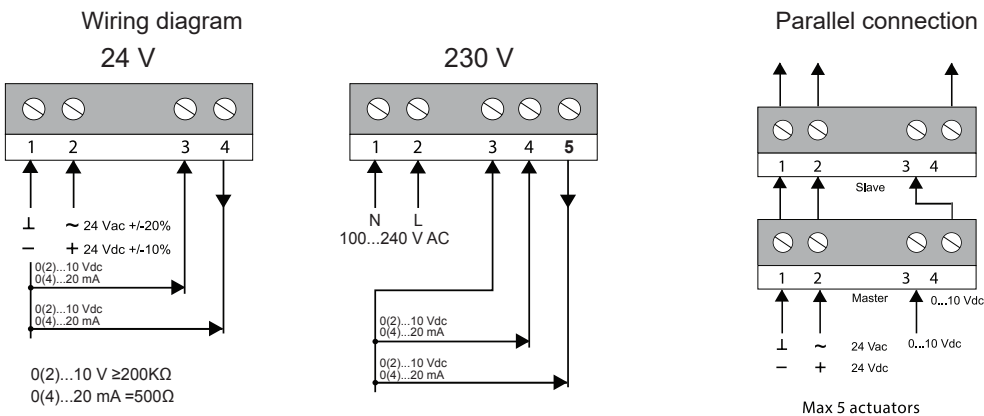


Angle of rotation limiting

The angle of rotation at 90° can be reduced by up to 30° from each end position with screw 1 and 2.



Electrical wirings for proportional models



Dimensions (mm)

