

Fire and smoke spring return damper actuator, 3 Nm

ST3



Description

Damper actuator serie ST3 to operate and position air dampers in HVAC systems.

- For air dampers up to approx. 0,6 m²
- Nominal voltage 24 V AC/DC and 100...240 V AC
- Control: 2-point, on-off
- Characteristics: shaft dimensions standard □12/12 mm square, minimum shaft length 90 mm, anti-rotation bracket provided for stability, selectable direction of rotation, 2 not adjustable SPDT auxiliary switches, 1 m cable connection, thermal duct sensor included.

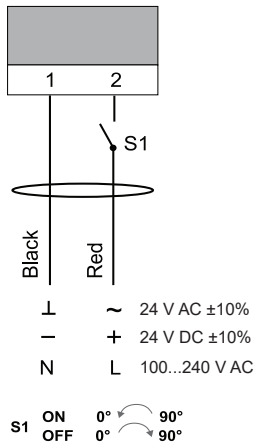


Technical features

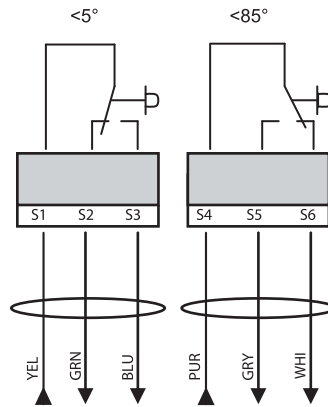
Actuator model		ST3AT	ST3BT
Damper area	m ²		0,6
Nominal torque	Nm		3
Power supply	V	24 AC/DC	100...240 AC
Frequency	Hz		50/60
Power consumption			
- in operation	W		5
- at rest	W		3
- for wire sizing	VA		7,0
Running time for motor	s		<75
Running time for spring	s		< 25
Sound power level	db (A)		45
Control signal			2 point, on-off
Auxiliary switch rating			3 (1,5) A, AC 230 V
Life cycle	cycles		60.000
Rotation angle			
- operating			90° (95° mechanical)
- limitation			5-85° (steps of 5°)
Thermal temperature trip			> 72°
Protection class		III	II
Protection degree			IP54
Working temperature °C			-20...+50° C
Working humidity RH			5...95% RH, non-condensating
Storage temperature			-30...+80° C
Maintenance			free
Weight	g		<1300
Standards			CE-conformity, RoHs

Electrical wirings

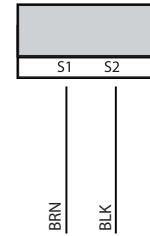
Wiring diagram



Auxiliary switches

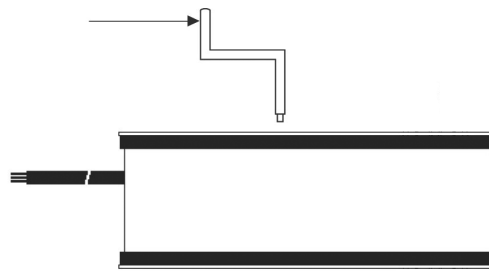


Thermal sensor

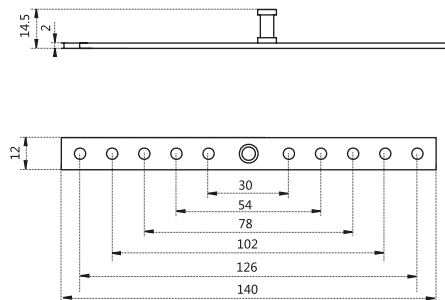
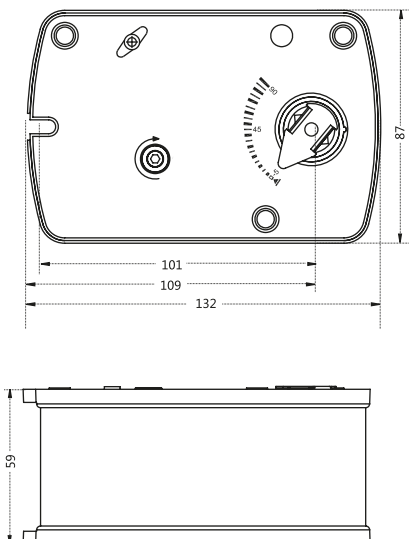


Setting

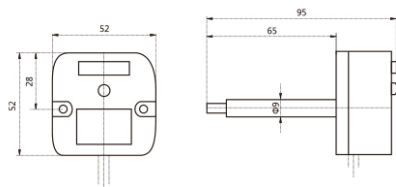
Manual override



Dimensions (mm)



Thermal sensor



The thermal sensor controls the temperature in two areas: room and duct. The damper actuator will open when the temperature reaches 72°C in one of the two zones. There is a test button on the sensor.